














H								
G								
F								
E								
D								
C								
B								
A								
	1	2	3	4	5	6	7	8

Locate the Farm Animals

First locate the farm animal. Then find where the farm animal is located by finding the **Number** column and then the **Letter** row.

<u>Toy</u>	<u>Number</u>	<u>Letter</u>
	4	D
